

**Bahrain Telecommunications
Company BSC**

**CONDENSED CONSOLIDATED
INTERIM FINANCIAL STATEMENTS**

30 September 2017

Bahrain Telecommunications Company BSC

CONDENSED CONSOLIDATED INTERIM FINANCIAL STATEMENTS
for the nine months ended 30 September 2017

CONTENTS	Page
Financial highlights	1
Independent auditors' report on review of the condensed consolidated interim financial statements	2
Condensed consolidated interim financial statements	
Condensed consolidated statement of financial position	3
Condensed consolidated statement of profit or loss and other comprehensive income	4
Condensed consolidated statement of cash flows	5
Condensed consolidated statement of changes in equity	6 - 7
Notes to the condensed consolidated interim financial statements	8 - 14

**FINANCIAL HIGHLIGHTS (presented for information purposes only)
for the nine months ended 30 September 2017**

Nine months ended 30 September		2017	2016	Variation %
Gross revenue	BD million	277.6	273.0	2%
Expenses	BD million	236.4	220.2	(7%)
Profit attributable to Batelco shareholders	BD million	25.2	32.5	(22%)
Return on net worth – Annualised	%	6.8	7.4	(8%)
Weighted average number of shares outstanding during the period	Million	1,663	1,663	-
Basic earnings per share for the period	Fils	15.2	19.5	(22%)



KPMG Fakhro
Audit
12th Floor, Fakhro Tower
PO Box 710, Manama
Kingdom of Bahrain

Telephone +973 17 224807
Fax +973 17 227443
Website: www.kpmg.com/bh
CR No. 6220

2

Independent auditors' report on review of the condensed consolidated interim financial statements

The Board of Directors
Bahrain Telecommunications Company BSC
Manama, Kingdom of Bahrain

30 October 2017

Introduction

We have reviewed the accompanying 30 September 2017 condensed consolidated interim financial statements of Bahrain Telecommunications Company BSC (the "Company") and its subsidiaries (together "the Group"), which comprise:

- the condensed consolidated statement of financial position as at 30 September 2017;
- the condensed consolidated statement of profit or loss and other comprehensive income for the three and nine-month periods ended 30 September 2017;
- the condensed consolidated statement of cash flows for the nine-month period ended 30 September 2017
- the condensed consolidated statement of changes in equity for the nine-month period ended 30 September 2017; and
- notes to the condensed consolidated interim financial statements.

The Board of Directors of the Company is responsible for the preparation and presentation of these condensed consolidated interim financial statements in accordance with IAS 34, 'Interim Financial Reporting'. Our responsibility is to express a conclusion on these condensed consolidated interim financial statements based on our review.

Scope of Review

We conducted our review in accordance with the International Standard on Review Engagements 2410, "Review of Interim Financial Statements Performed by the Independent Auditor of the Entity". A review of interim financial statements consists of making inquiries, primarily of persons responsible for financial and accounting matters, and applying analytical and other review procedures. A review is substantially less in scope than an audit conducted in accordance with International Standards on Auditing and consequently does not enable us to obtain assurance that we would become aware of all significant matters that might be identified in an audit. Accordingly, we do not express an audit opinion.

Conclusion


Based on our review, nothing has come to our attention that causes us to believe that the accompanying 30 September 2017 condensed consolidated interim financial statements are not prepared, in all material respects, in accordance with IAS 34, 'Interim Financial Reporting'.


CONDENSED CONSOLIDATED STATEMENT OF FINANCIAL POSITION
as at 30 September 2017

BD'000

	Note	30 September 2017 (reviewed)	31 December 2016 (audited)
ASSETS			
Non-current assets			
Property and equipment		262,271	264,827
Goodwill		156,755	155,053
Other intangible assets		132,343	140,486
Investment in associate		66,836	68,806
Deferred tax assets		8,609	6,394
Post-employment benefit assets		3,879	3,532
Other investments		43,967	43,424
Total non-current assets		674,660	682,522
Current assets			
Inventories		6,417	4,347
Trade and other receivables		122,951	91,660
Cash and bank balances	3	151,105	172,406
Total current assets		280,473	268,413
Total assets		955,133	950,935
LIABILITIES			
Non-current liabilities			
Trade and other payables		6,126	5,858
Loans and borrowings	4	223,707	226,271
Deferred tax liabilities		14,102	14,867
Total non-current liabilities		243,935	246,996
Current liabilities			
Trade and other payables		173,868	158,886
Loans and borrowings	4	14,710	8,085
Total current liabilities		188,578	166,971
Total liabilities		432,513	413,967
Net assets		522,620	536,968
EQUITY			
Share capital		166,320	166,320
Statutory reserve		84,116	84,116
General reserve		45,890	45,890
Foreign currency translation reserve		(13,459)	(21,437)
Investment fair value reserve		(25,803)	(26,870)
Post-employment benefit actuarial reserve		(5,399)	(5,399)
Retained earnings		232,921	250,241
Total equity attributable to equity holders of the Company		484,586	492,861
Non-controlling interest		38,034	44,107
Total equity		522,620	536,968

The condensed consolidated interim financial statements which consist of pages 3 to 14 were approved by the Board of Directors on 30 October 2017 and signed on its behalf by


Mohammed bin Khalifa Al Khalifa
Chairman


Khulood Rashid Al Qattan
Chairperson Audit Committee

CONDENSED CONSOLIDATED STATEMENT OF PROFIT OR LOSS AND OTHER COMPREHENSIVE INCOME
for the nine months ended 30 September 2017

BD'000


	Note	Nine months ended 30 September		Three months ended 30 September	
		2017 (reviewed)	2016 (reviewed)	2017 (reviewed)	2016 (reviewed)
REVENUE	5	277,591	273,022	96,537	90,103
EXPENSES					
Network operating expenses		(106,015)	(99,282)	(37,127)	(33,372)
Staff costs		(51,442)	(41,981)	(22,728)	(14,259)
Depreciation and amortisation		(49,968)	(52,390)	(15,907)	(17,938)
Impairment loss on trade receivables		(1,554)	(1,642)	(646)	(180)
Other operating expenses		(27,409)	(24,904)	(8,866)	(8,331)
Total expenses		(236,388)	(220,199)	(85,274)	(74,080)
Results from operating activities		41,203	52,823	11,263	16,023
Finance and other income		4,193	3,982	1,500	1,088
Finance and other expenses		(9,799)	(14,981)	(3,435)	(5,106)
Share of loss from associate (net)		(1,970)	(901)	-	-
Profit before taxation		33,627	40,923	9,328	12,005
Income tax expense		(1,355)	(1,732)	(793)	(263)
Profit for the period		32,272	39,191	8,535	11,742
Other comprehensive income					
<i>Items that are or may be reclassified to profit or loss:</i>					
Foreign currency translation differences – foreign operations		7,986	(13,266)	3,540	(2,447)
Investment fair value changes (debt securities)		511	1,365	62	710
		8,497	(11,901)	3,602	(1,737)
<i>Items that will never be reclassified to profit or loss:</i>					
Fair value changes (equity securities)		556	-	(436)	-
		556	-	(436)	-
Other comprehensive income, net of tax		9,053	(11,901)	3,166	(1,737)
Total comprehensive income for the period		41,325	27,290	11,701	10,005
Profit for the period attributable to:					
Equity holders of the Company		25,202	32,454	6,185	9,777
Non-controlling interest		7,070	6,737	2,350	1,965
		32,272	39,191	8,535	11,742
Total comprehensive income for the period attributable to:					
Equity holders of the Company		34,246	20,549	9,348	8,038
Non-controlling interest		7,079	6,741	2,353	1,967
		41,325	27,290	11,701	10,005
Basic earnings per share (Fils)	6	15.2	19.5	3.7	5.9

The condensed consolidated interim financial statements which consist of pages 3 to 14 were approved by the Board of Directors on 30 October 2017 and signed on its behalf by:

Mohammed bin Khalifa Al Khalifa
Chairman



Khulood Rashid Al Qattan
Chairperson Audit Committee



CONDENSED CONSOLIDATED STATEMENT OF CASH FLOWS
for the nine months ended 30 September 2017

BD'000

	Note	Nine months ended 30 September	
		2017 (reviewed)	2016 (reviewed)
OPERATING ACTIVITIES			
Results from operating activities		41,203	52,823
Adjustment for:			
Depreciation and amortisation		49,968	52,390
Impairment loss on trade receivables		1,554	1,642
		92,725	106,855
Working capital changes:			
(Increase) / decrease in trade and other receivables		(19,243)	3,537
Increase in inventories		(1,995)	(922)
Increase / (decrease) in trade and other payables		4,620	(1,216)
Cash generated from operating activities		76,107	108,254
Taxes paid		(5,393)	(4,999)
Payment to charities		(1,737)	(470)
Net cash from operating activities		68,977	102,785
INVESTING ACTIVITIES			
Acquisition of property, equipment and intangibles		(41,591)	(51,120)
Net cash for purchase of other investments		(17,440)	(36,268)
Interest and investment income received		4,261	2,945
Net cash used in investing activities		(54,770)	(84,443)
FINANCING ACTIVITIES			
Dividend paid		(54,815)	(51,497)
Interest paid		(6,243)	(6,534)
Borrowings (net)		3,867	6,894
Net cash used in financing activities		(57,191)	(51,137)
Decrease in cash and cash equivalents during the period		(42,984)	(32,795)
Cash and cash equivalents at 1 January		114,611	103,064
Cash and cash equivalents at 30 September	3	71,627	70,269

The condensed consolidated interim financial statements consist of pages 3 to 14.

CONDENSED CONSOLIDATED STATEMENT OF CHANGES IN EQUITY
for the nine months ended 30 September 2017

BD'000

2017	Equity attributable to equity holders of the Company									
	Share capital	Statutory reserve	General reserve	Foreign currency translation reserve	Investment fair value reserve	Post-employment benefit actuarial reserve	Retained earnings	Total	Non-controlling interest	Total equity
At 1 January 2017	166,320	84,116	45,890	(21,437)	(26,870)	(5,399)	250,241	492,861	44,107	536,968
Profit for the period	-	-	-	-	-	-	25,202	25,202	7,070	32,272
Other comprehensive income										
Foreign currency translation differences	-	-	-	7,978	-	-	(1)	7,977	9	7,986
Investment fair value changes	-	-	-	-	1,067	-	-	1,067	-	1,067
Total other comprehensive income	-	-	-	7,978	1,067	-	(1)	9,044	9	9,053
Total comprehensive income for the period	-	-	-	7,978	1,067	-	25,201	34,246	7,079	41,325
Contributions and distributions										
Final dividends declared for 2016	-	-	-	-	-	-	(24,948)	(24,948)	-	(24,948)
Donations declared for 2016	-	-	-	-	-	-	(941)	(941)	-	(941)
Interim dividends declared for 2017	-	-	-	-	-	-	(16,632)	(16,632)	-	(16,632)
Dividends to non-controlling interest	-	-	-	-	-	-	-	-	(13,152)	(13,152)
Total contributions and distributions	-	-	-	-	-	-	(42,521)	(42,521)	(13,152)	(55,673)
At 30 September 2017	166,320	84,116	45,890	(13,459)	(25,803)	(5,399)	232,921	484,586	38,034	522,620

The condensed consolidated interim financial statements consist of pages 3 to 14.

CONDENSED CONSOLIDATED STATEMENT OF CHANGES IN EQUITY
for the nine months ended 30 September 2017

BD'000

2016	Equity attributable to equity holders of the Company								Non - controlling interest	Total equity
	Share capital	Statutory reserve	General reserve	Foreign currency translation reserve	Investment fair value reserve	Post- employ- ment benefit actuarial reserve	Retained earnings	Total		
At 1 January 2016	166,320	84,116	45,890	(3,580)	(2,488)	(4,605)	242,180	527,833	45,220	573,053
Impact on early adoption of IFRS 9	-	-	-	-	(19,854)	-	13,237	(6,617)	-	(6,617)
At 1 January 2016 (as restated)	166,320	84,116	45,890	(3,580)	(22,342)	(4,605)	255,417	521,216	45,220	566,436
Profit for the period	-	-	-	-	-	-	32,454	32,454	6,737	39,191
Other comprehensive income	-	-	-	-	-	-	-	-	-	-
Foreign currency translation differences	-	-	-	(13,270)	-	-	-	(13,270)	4	(13,266)
Investment fair value changes	-	-	-	-	1,365	-	-	1,365	-	1,365
Total other comprehensive income	-	-	-	(13,270)	1,365	-	-	(11,905)	4	(11,901)
Total comprehensive income for the period	-	-	-	(13,270)	1,365	-	32,454	20,549	6,741	27,290
Contributions and distributions	-	-	-	-	-	-	-	-	-	-
Final dividends declared for 2015	-	-	-	-	-	-	(24,948)	(24,948)	-	(24,948)
Donations declared for 2015	-	-	-	-	-	-	(1,238)	(1,238)	-	(1,238)
Interim dividends declared for 2016	-	-	-	-	-	-	(16,632)	(16,632)	-	(16,632)
Dividends to non-controlling interest	-	-	-	-	-	-	-	-	(9,463)	(9,463)
Total contributions and distributions	-	-	-	-	-	-	(42,818)	(42,818)	(9,463)	(52,281)
At 30 September 2016	166,320	84,116	45,890	(16,850)	(20,977)	(4,605)	245,053	498,947	42,498	541,445

The condensed consolidated interim financial statements consist of pages 3 to 14.

**NOTES TO THE CONDENSED CONSOLIDATED INTERIM FINANCIAL STATEMENTS
for the nine months ended 30 September 2017**

BD'000

1 REPORTING ENTITY

Bahrain Telecommunication Company BSC (the "Company") is a Bahraini incorporated company listed on the Bahrain Bourse. The condensed consolidated interim financial statements as at and for the nine month period ended 30 September 2017 comprise the condensed consolidated interim financial statements of the Company and its subsidiaries (collectively "the Group") and the Group's interests in an associate entity. The Group is principally engaged in the provision of public telecommunications and associated products and services.

2 BASIS OF PREPARATION**(a) Statement of compliance**

The condensed consolidated interim financial statements have been prepared in accordance with International Accounting Standard 34 – 'Interim Financial Reporting'. These do not include all the information required for a complete set of IFRS financial statements and should be read in conjunction with the consolidated financial statements of the Group for the year ended 31 December 2016. However, selected explanatory notes are included to explain events and transactions that are significant to an understanding of the changes in Group's financial position and performance since the last annual consolidated financial statements as at and for the year ended 31 December 2016.

(b) Significant accounting policies

The accounting policies and risk management framework applied by the Group in the preparation of the condensed consolidated interim financial statements are consistent with those applied in the preparation of the last audited consolidated financial statements as at and for the year ended 31 December 2016, except for the adoption of relevant new IFRSs, amendments and interpretations issued by IASB that are effective for annual periods beginning on or after 1 January 2017. The adoption of these new standards / amendments did not have a significant impact on the condensed consolidated interim financial statements. The Group has early adopted IFRS 9 in 2016.

The condensed consolidated interim financial statements are reviewed not audited. The comparatives for the condensed consolidated statement of financial position have been extracted from the audited consolidated financial statements for the year ended 31 December 2016 and comparatives for the condensed consolidated statements of profit or loss and other comprehensive income, cash flows and changes in equity have been extracted from the reviewed condensed consolidated interim financial statements for the nine months period ended 30 September 2016 and adjusted for the impact of early adoption of IFRS 9 on 1 January 2016.

(c) Seasonability

Due to the effect of seasonal variations, the results reported in the condensed consolidated interim financial statements may not represent a proportionate share of the overall annual result.

(d) Judgements and estimates

In preparing these condensed consolidated interim financial statements, management make judgements, estimates and assumptions that affect the application of accounting policies and reported amounts of assets and liabilities, income and expense. Actual results may differ from these estimates. The significant judgements made by the management in applying the Group's accounting policies and the key sources of estimation uncertainty were the same as those applied to the consolidated financial statements as at and for the year ended 31 December 2016.

NOTES TO THE CONDENSED CONSOLIDATED INTERIM FINANCIAL STATEMENTS
for the nine months ended 30 September 2017

BD'000

3 CASH AND BANK BALANCES

Cash and bank balances include BD 79,478 (2016: BD 93,638) on account of short-term deposits with maturities exceeding three months and unclaimed dividends. These have been excluded from cash and cash equivalent in the condensed consolidated statement of cash flows.

4 LOANS AND BORROWINGS

- (i) Long term loan facility with a total available amount of BD 58.5 million (of which BD 56.1 million drawn as of 30 September 2017) has been utilised by a group company to fund its working capital and license fees. The facility bears an interest rate of PLR – 3.35% per annum and is due to be settled by 2023. As at 30 September 2017, BD 9.8 million of the outstanding amount was classified under current liabilities being due within the next 12 months;
- (ii) Vendor financing obtained by a group company with a total available amount of BD 4.2 million of which BD 1.1 million remains outstanding as of 30 September 2017. The facility bears an interest rate of 3% per annum and is due to be settled by 2018. As of 30 September 2017, the total of outstanding amount was classified under current liabilities being due within the next 12 months;
- (iii) Over draft facility of BD 4.5 million of which BD 3.9 million drawn as of 30 September 2017 has been utilised by a group company to fund the company's working capital. The facility bears an interest rate of 5.65% per annum; and
- (iv) Long term bonds with a face value of BD 178.3 million. The bonds are listed for trading on the Irish Stock Exchange. The bonds have a tenor of 7 years maturing in 2020, are unsecured and priced at 325 points over 7 years US Treasuries, for a yield of 4.342% and coupon of 4.250% payable semi-annually.

5 REVENUE

	Nine months ended 30 September		Three months ended 30 September	
	2017 (reviewed)	2016 (reviewed)	2017 (reviewed)	2016 (reviewed)
Mobile Telecommunication Services	144,971	142,008	49,885	46,932
Data Communication Circuits	44,931	49,293	15,321	15,738
Fixed Broadband	39,937	35,088	14,284	11,967
Fixed Line Telecommunication Services	19,425	19,555	6,404	6,158
Adjacent Services	15,536	14,055	6,164	4,809
Wholesale Services	12,791	13,023	4,479	4,499
	277,591	273,022	96,537	90,103

NOTES TO THE CONDENSED CONSOLIDATED INTERIM FINANCIAL STATEMENTS
for the nine months ended 30 September 2017

BD'000

6 EARNINGS PER SHARE

	Nine months ended 30 September		Three months ended 30 September	
	2017 (reviewed)	2016 (reviewed)	2017 (reviewed)	2016 (reviewed)
Profit for the period attributable to equity holders of the Company	25,202	32,454	6,185	9,777
Weighted average number of shares outstanding during the period (million)	1,663	1,663	1,663	1,663
Basic earnings per share (Fils)	15.2	19.5	3.7	5.9

7 SIGNIFICANT COMMITMENTS, CONTINGENCIES AND PROVISIONS**a) Guarantees**

- (i) As at 30 September 2017, the Group's banks have issued guarantees, amounting to BD 4.8 million (2016: BD 4.5 million) and letters of credit amounting to BD 14.6 million (2016: BD 0.9 million).
- (ii) The Company has furnished guarantees amounting to BD 3.1 million (2016: BD 3.7 million) to a bank for extending credit facilities to an investee company in the Kingdom of Saudi Arabia.
- (iii) The Group has furnished a comfort letter for BD 1.9 million (2016: BD 1.9 million) to Telecommunications Regulatory Commission, Jordan for providing a financial guarantee for the subsidiary companies operating in Jordan.

b) Commitments

The Group has capital commitments at 30 September 2017 amounting to BD 26.6 million (2016: BD 11.7 million).

c) Contingent liabilities

The Group is involved in certain matters relating to notifications from regulatory authorities and government tax departments of claims and other notices amounting to BD 1.5 million (2016: Nil). The Group is of the view that there are no legitimate legal grounds for such claims and notices, and all necessary legal steps to respond to and defend its position are being taken.

- d) As at 30 Sept 2017, the Group is carrying restructuring provisions amounting to BD 7.8 million (2016: nil).

NOTES TO THE CONDENSED CONSOLIDATED INTERIM FINANCIAL STATEMENTS
for the nine months ended 30 September 2017

BD'000

8 RELATED PARTIES**a) Transactions with related parties**

The Company qualifies as a government related entity under the definitions provided in the Revised IAS 24. The Group provides telecommunication services to various Government and semi government organisation and companies in the Kingdom of Bahrain. The Group also avails various services from Government and semi government organisation and companies in the Kingdom of Bahrain. Such transactions are in the normal course of business and are not considered to be material.

b) Transactions with key management personnel

Key management personnel comprise the Board of Directors and key members of management having authority and responsibility for planning, directing and controlling the activities of the Group. During the period, the Group paid the following compensation to the key management personnel.

	Nine months ended 30 September	
	2017 (reviewed)	2016 (reviewed)
Short-term employee benefits	1,677	1,828
Post-employment benefits	275	251
Total key management personnel compensation	1,952	2,079
Directors remuneration (including sitting fees)	475	512

9 APPROPRIATIONS

The shareholders of the Company in their meeting held on 29 March 2017 approved a cash dividend of BD 24.95 million and donations of BD 0.94 million. In addition, on 20 July 2017 the Board of Directors approved an interim dividend of BD 16.63 million (10 fils per share).

10 COMPARATIVES

The comparative figures have been regrouped, where necessary, in order to conform to the current period's presentation. Such regrouping did not affect the previously reported profit, total comprehensive income for the period or total equity.

NOTES TO THE CONDENSED CONSOLIDATED INTERIM FINANCIAL STATEMENTS
for the nine months ended 30 September 2017

BD'000

11 FAIR VALUE

The Group's financial assets and financial liabilities are measured at amortised cost except for certain available-for-sale investments, which are carried at fair value. Fair values measurement assumes that the asset or liability is exchanged in an orderly transaction between market participants to sell the asset or transfer the liability at the measurement date under current market conditions.

Underlying the definition of fair value is a presumption that an enterprise is a going concern without any intention or need to liquidate, curtail materially the scale of its operations or undertake a transaction on adverse terms.

Fair value hierarchy

The Group measures fair values using the following fair value hierarchy that reflects the significance of the inputs used in making the measures:

- (i) Level 1: Quoted market price (unadjusted) in an active market for an identical instrument.
- (ii) Level 2: Valuation techniques based on observable inputs, either directly (i.e. as prices) or indirectly (i.e. derived from prices). This category includes instruments valued using: quoted market prices in active markets for similar instruments; quoted prices for identical or similar instruments; quoted prices for identical or similar instruments in markets that are considered less than active; or other valuation techniques where all significant inputs are directly or indirectly observable from market data.
- (iii) Level 3: Valuation techniques using significant unobservable inputs. This category includes all instruments where the valuation technique includes inputs not based on observable data and the unobservable inputs have a significant effect on the instrument's valuation. This category includes instruments that are valued based on quoted prices for similar instruments where significant unobservable adjustments or assumptions are required to reflect differences between the instruments.

The table below analyses financial instruments measured as at 30 September 2017, by the level in the fair value hierarchy into which the fair value measurement is categorized:

30 September 2017	Fair value			Total fair value	Total Carrying amount
	Level 1	Level 2	Level 3		
Financial assets at fair value through OCI					
Other investments	42,614	-	1,353	43,967	43,967
Financial liabilities not measured at fair value					
Loans and borrowings	178,300	-	61,029	239,329	238,417
Financial liabilities measured at fair value					
Contingent consideration (Other Payables)	-	-	2,127	2,127	2,127

NOTES TO THE CONDENSED CONSOLIDATED INTERIM FINANCIAL STATEMENTS
for the nine months ended 30 September 2017

BD'000

11 FAIR VALUE (continued)

	Fair value			Total fair value	Total carrying amount
	Level 1	Level 2	Level 3		
31 December 2016					
Financial assets at fair value through OCI					
Other investments	42,031	-	1,393	43,424	43,424
Financial liabilities measured at fair value					
Contingent consideration (Other Payables)	-	-	2,103	2,103	2,103
Financial liabilities not measured at fair value					
Loans and borrowings	177,926	-	57,215	235,141	234,356

There were no transfers between any of the categories during the period. The Bonds have been fair valued using its quoted prices. Other loans and borrowings are repriced at frequent intervals and hence the carrying value is a reasonable approximation of its fair value. The Group has not disclosed the fair value for financial instruments such as short term trade and other receivables, trade and other payables and cash and bank balances, because their carrying amounts are a reasonable approximation of fair values.

NOTES TO THE CONDENSED CONSOLIDATED INTERIM FINANCIAL STATEMENTS
for the nine months ended 30 September 2017

BD'000

12 SEGMENT INFORMATION

Operating segments

The Group's operations are segregated between Bahrain, Jordan, Maldives, Sure Group (Guernsey, Jersey, Isle of Man, South Atlantic and Diego Garcia) and other countries. Other countries include Kuwait, Yemen and Egypt. Segment information disclosed for the nine months ended 30 September 2017 is as follows:

Segment revenue and profit	For the nine months ended 30 September 2017 (reviewed)					For the nine months ended 30 September 2016 (reviewed)								
	Bahrain	Jordan	Maldives	Sure Group	Other countries	Inter - segment elimination	Total	Bahrain	Jordan	Maldives	Sure Group	Other countries	Inter - segment elimination	Total
Revenue (external customers)	113,397	59,452	46,996	39,322	18,424	-	277,591	110,677	55,571	45,447	41,559	19,768	-	273,022
Inter-segment revenues	504	824	-	-	973	(2,301)	-	1,289	584	-	-	1,509	(3,382)	-
Profit / (loss)	21,171	(5,710)	14,694	1,590	525	2	32,272	23,638	(3,264)	13,440	1,715	3,087	575	39,191

Segment assets & liabilities	As at 30 September 2017 (reviewed)					As at 31 December 2016 (Audited)								
	Bahrain	Jordan	Maldives	Sure Group	Other countries	Inter - segment elimination	Total	Bahrain	Jordan	Maldives	Sure Group	Other countries	Inter - segment elimination	Total
Non-current assets	173,318	249,280	95,754	112,754	73,815	(30,261)	674,660	171,460	255,412	99,420	106,802	76,308	(26,880)	682,522
Current assets	186,821	24,985	24,634	21,556	34,891	(12,414)	280,473	169,835	17,516	35,526	19,797	34,586	(8,847)	268,413
Total assets	360,139	274,265	120,388	134,310	108,706	(42,675)	955,133	341,295	272,928	134,946	126,599	110,894	(35,727)	950,935
Current liabilities	146,099	60,810	16,619	11,087	19,560	(65,597)	188,578	110,016	61,213	19,040	10,865	19,739	(53,902)	166,971
Non-current liabilities	187,905	60,711	8,018	9,108	2,127	(23,934)	243,935	185,512	53,103	8,073	9,181	1,767	(10,640)	246,996
Total liabilities	334,004	121,521	24,637	20,195	21,687	(89,531)	432,513	295,528	114,316	27,113	20,046	21,506	(64,542)	413,967